

# WALKING THROUGH HOLY WEEK FAMILY DEVOTIONALS

AN 8-DAY JOURNEY WITH JESUS



FOREST HILLS  
BAPTIST CHURCH

# ACTIVITY SUPPLY LIST

## Palm Sunday Branch

- Scissors \_\_\_\_\_
- Green construction paper \_\_\_\_\_

## Palm Branch Cookie

- Cookie dough \_\_\_\_\_
- Hard candy (i.e. m&m's) \_\_\_\_\_
- Hammer \_\_\_\_\_

## Cross & Verses

- Scissors \_\_\_\_\_
- Glue \_\_\_\_\_

## Count the Coins

- 30 coins \_\_\_\_\_

## Washing Others Feet

- Bucket or large bowl \_\_\_\_\_
- Soap \_\_\_\_\_
- Towels \_\_\_\_\_

## Cross & Paper

- Sticks \_\_\_\_\_
- Twine or glue \_\_\_\_\_
- Pieces of paper or sticky notes \_\_\_\_\_
- Pins \_\_\_\_\_
- Black pen or sharpies \_\_\_\_\_

## Old & New

- Old white T-shirt \_\_\_\_\_
- New white T-shirt \_\_\_\_\_
- Sharpies \_\_\_\_\_

## Cupcakes & Candles

- Cupcakes \_\_\_\_\_
- Candles (recommend trick re-light candles) \_\_\_\_\_



*If possible, print pages 2, 4, 5, 6, 11 and 13, so your children can complete the daily activities.*

# PALM SUNDAY



In Jesus' time, palm branches were used in celebrations to honor dignitaries. After a great victory, a returning king would be met with shouts of praise and adoration when arriving home. When Jesus rode on a donkey into Jerusalem, he was honored and praised like a king. People celebrated His arrival and cried out Hosanna, which was an appeal for divine healing or a way to praise Jesus. Ask your children what they might shout if they saw Jesus coming down the road today.

## ● READ

John 12:12-16

## ● ASK

The people praised Jesus as he entered into Jerusalem. Praise is one form of worship. ***What is worship? What are other ways we can worship Jesus as king this week?***

## ACTIVITY

Choose one or both of these fun activities to do with your kids to celebrate Jesus.

### PALM BRANCH TEMPLATE

#### YOU WILL NEED

- Green construction paper
- Scissors

Have your kids make palm branches out of green construction paper and decorate the dinner table with their creations. Place extra "branches" from the entryway to the table to mark a path of honor.

### PALM BRANCH COOKIES

#### YOU WILL NEED

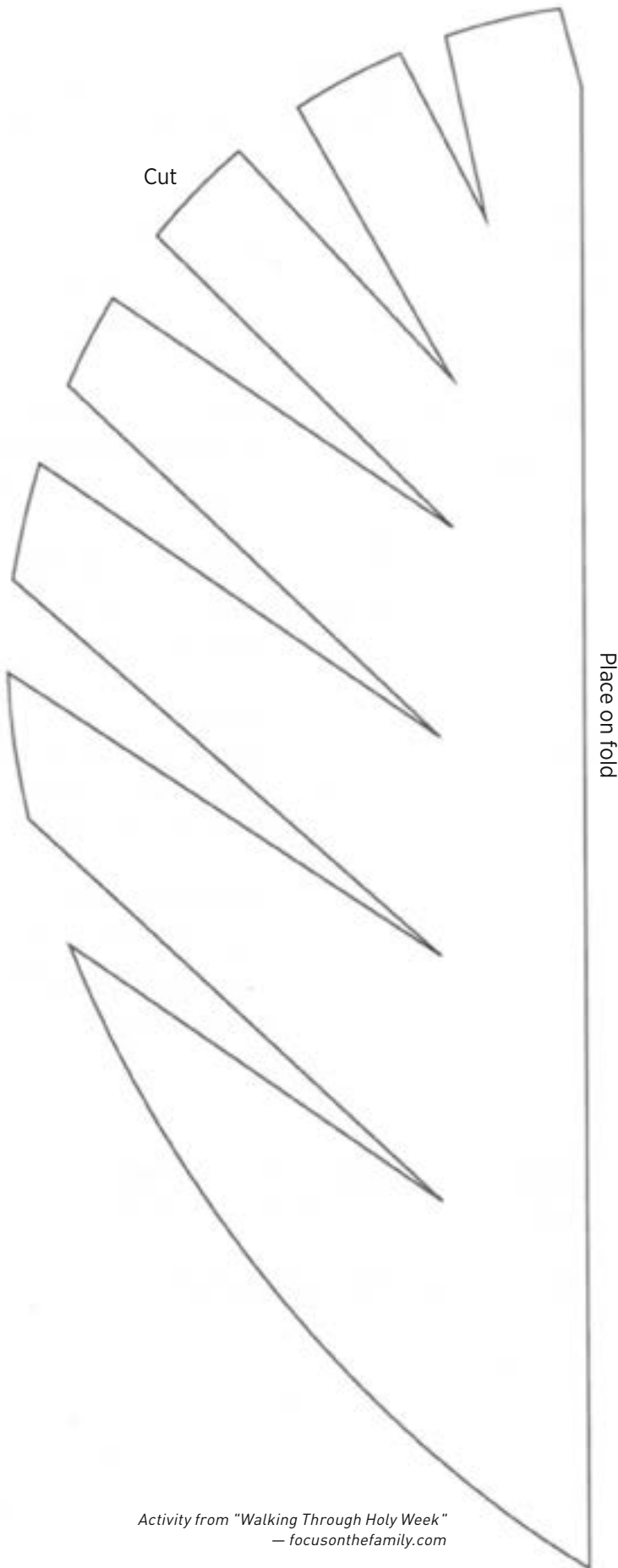
- Frozen Cookie dough
- Hammer
- Hard Candy (i.e. m&m's)

#### READ Mark 11:1-11

1. Place aluminum foil on a cookie sheet and spray it with nonstick cooking spray.
2. Roll the cookie dough and cut into a palm leaf or on the shape of your choice. Place on foil.
3. Crush green candies in a bag with a hammer, and sprinkle to fill in the cookie center.
4. Bake at 375 degrees for about eight mins.

With your family, contrast the sweetness of the cookies with the harshness of breaking the candies with a hammer. Tell your children that this was a sweet day for Jesus, but he knew that soon he would be broken—or would die—for our sins.

# PALM BRANCH TEMPLATE



*Activity from "Walking Through Holy Week"  
— focusonthefamily.com*




Cut template and position it onto folded green construction paper.

Trace and cut, then open fold and glue a green craft stick for the stem.

# MONDAY

Jesus was going to Jerusalem for a special purpose. When he told his disciples, they didn't like what Jesus said. One of the disciples, Peter, tried to change the plan. He didn't want anything bad to happen, but Jesus knew that God had a purpose for His death. Jesus taught His disciples that sometimes being a follower of Jesus means choosing to do things God's way

even when it seems there is a better or easier choice. Jesus chose to save us rather than saving himself. By dying on the cross, he fulfilled God's plan for salvation.



● **READ**  
Matthew 16:21-28

● **ASK** *When have you chosen to do something God's way even though another choice seemed easier or better?*

## ACTIVITY

### WHITE CROSS & VERSES

#### YOU WILL NEED

- Scissors
- Glue
- Cross and Bible verse templates

Cut out the Bible verse squares below and the white cross on the next page. Glue the verses to the cross. Each day your family will read one of these passages as part of your devotional time.

Monday  
MATTHEW  
16:21

Tuesday  
LUKE  
19:47-48

Wednesday  
JOHN  
11:47-50

Thursday  
MATTHEW  
26:26-29

Cut

Cut

Friday  
MARK  
15:22-25

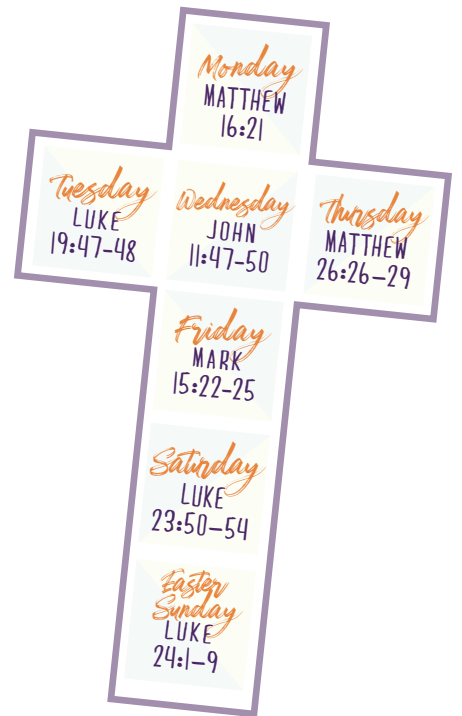
Saturday  
LUKE  
23:50-54

Easter  
Sunday  
LUKE  
24:1-9

# CROSS & VERSES




Cut



^  
COMPLETED  
CROSS

# TUESDAY



Jesus' disciples thought Mary did the wrong thing, but Jesus said what Mary did was right. She honored him in this special way when she cared for Jesus. He honored Mary when he said that many people would hear about what she did for him. When we read the story of Mary, we see how much she loved Jesus and how she honored him. Because Jesus was

willing to give his life for us, we can honor him like Mary did. She gave Jesus a gift that was very precious. We can give gifts that come from our hearts, too. As a family, think of a way that you can honor Jesus this week.

## ● READ

**Mark 14:3-9**

## ● ASK

*What can you do to honor Jesus?*

*What gift do you want to give Jesus today?*


## ACTIVITY

### A GIFT FOR JESUS

Have each person choose and share a gift to give to Jesus.



# WEDNESDAY



Even before Judas betrayed Jesus, the Bible said it would happen. Jesus knew that he would suffer as the Messiah. He also knew that Judas would make a deal with the men who wanted to get rid of him. The men paid Judas 30 silver coins to betray Jesus. Pretending to be a friend and follower, Judas led Jesus' enemies right to him. Although Jesus offered

Judas friendship, love, and compassion, Judas valued money more than Jesus. He betrayed Jesus and fulfilled what the Bible said would happen to the Messiah.

## ● READ

**Matthew 26:14-16**



## ACTIVITY

### COUNT THE COINS

#### YOU WILL NEED

- 30 coins

Put coins in a baggie or small bag.  
Have your kids count out 30 coins.

## ● ASK

***What could we buy with these coins today?***

***Was Jesus' life on earth worth more than 30 coins? Why or why not?***

***What is the true value of Jesus' life to our family?***



# THURSDAY

Imagine walking barefoot on a dusty road. As you look at your feet, you see dust and dirt on your feet and between your toes. Imagine how dirty they would feel. Most people would want to wash their feet to get rid of the dirt. How about you? Would you find a shower to rinse off or would you walk around your house with dirty feet? Well, that's what happened when Jesus' disciples showed up to celebrate the Passover meal.



A servant usually washed people's feet when they arrived at a house, but Jesus washed his disciples feet in this story. By serving them, Jesus showed his love for them. Then, he told them to wash each other's feet or to do things to serve one another.

● **READ**  
**John 13:1-17**

## ACTIVITY WASHING EACH OTHER'S FEET

### YOU WILL NEED

- A bucket or large bowl
- Soap
- Towels


Fill a bucket or bowl with water. Grab a few towels and soap. Take turns washing each other's feet and praying for one another.

### ● ASK

***We washed each other's feet. How else can we show love to others?***

(Encourage each person in your family to choose one person to show love to in a special way this Easter.)

# FRIDAY



**D**uring the time Jesus lived on earth, the Roman Empire ruled over the Jewish people. Since the Jewish leaders didn't have the authority to sentence someone to death, they convinced the Roman government to kill Jesus. They demanded that Jesus die on a cross — the most painful punishment the Roman government had. But the Jewish people and the Romans didn't kill Jesus. Instead, Jesus willingly allowed His blood to be shed and died an incredibly painful death. Jesus chose to die so that sin wouldn't separate us from God. Romans 5:10 tells us that because of Jesus Christ's death on the cross and His resurrection three days later, we can be friends with God. The Bible also says our sins are completely forgiven, we become part of God's family, and we will live with God forever.

## ● READ

**Mark 15:21-30**

## ● ASK

*How many of your sins did Jesus die for? How does that show you how much he loves you?*

## ● READ

**Luke 23:39-43**

Read the story about the repentant criminal who hung on the cross next to Jesus.

## ● ASK

Have your kids take turns sharing stories about bullies from school or cyberbullies online. Talk about how people often treat others unkindly because they are hurting inside and point out that they need forgiveness just like we do. Let your children tell how they may have acted unkind when they didn't take the thoughts or feelings of another into consideration. Lead them in prayer, confessing your failings in the area. Allow your kids time (but don't force them) to confess, also.

## ACTIVITY CROSS AND PAPER

### YOU WILL NEED

- Sticks
- Twine or glue
- Pieces of paper
- Pins
- Black pen or sharpie


Gather sticks and twine to make a cross. Have each person think of a way their attitudes or behaviors did not honor God this week. Ask each person to write it on a sticky note or a piece of paper. Tape or pin it to the cross. Explain that Jesus suffered punishment for all our sins, so that we would not have to.

## ACTIVITY

## GOOD FRIDAY PUZZLE MAZE

# GOOD FRIDAY PUZZLE MAZE

READ YOUR WAY THROUGH  
THE MAZE TO FIND OUT WHAT'S  
GOOD ABOUT GOOD FRIDAY



Activity from "Walking Through Holy Week" — [focusonthefamily.com](http://focusonthefamily.com)

# SATURDAY



On Friday, Jesus' family and friends watched Him die on the cross. He was crucified as a criminal, but they knew He was innocent. As Jesus' body was taken down from the cross and buried in a borrowed tomb, they didn't fully understand what had happened. Jesus had taken on the sin of all people, and for the first time, God had turned away from Him. The Bible tells us that Jesus gave up His spirit and He died. His family and friends

did not expect to see Him alive again. How do you think they must have felt? *(Parents, today you have two options for activities to do with your kids, but we encourage you to do the T-shirt activity to help them understand how Jesus' death cleansed our sin and made us new.)*

## ● READ

Mark 15:42-47

## ● DO

T-Shirt Activity

## ● ASK

*What did the T-shirt activity teach us about our sin?*

*Why did we have to get a new T-shirt for it to be clean?*

*Jesus gave us new life when he forgave our sins. How do we grow in our new life with Christ and become more like him?*

## ACTIVITY OLD & NEW SHIRT

### YOU WILL NEED

- Old White T-shirt
- New White T-shirt
- Sharpies

**To Teach your kids about the forgiving power of Christ's sacrifice, try this activity.**

First, put on an old, white T-shirt. Then discuss what sin is by asking your kids and students to share some examples, such as lying or envy. Invite them to use permanent markers to write their examples on the shirt.

Explain that sin creates a rift in our relationship with God and keeps us from experiencing God's love. To be reconciled with God, we need to get rid of the sin that separates us. Ask for ideas on how to remove the marker stains from the shirt. If the kids suggest washing it, try scrubbing it in the sink. Let them see that the stains are permanent. Also note how the "sins" can't be hidden, even if the shirt is turned inside out.



## ● ASK *If we can't remove our own sin, who can help us?*

Guide your kids toward understanding that only Jesus, through His death and resurrection, has the power to get rid of our sins. Take the old, dirty shirt and place it in a trash bag near a Bible or a cross, where you've also set a new clean white shirt. As you put on the clean shirt, talk about how Christ takes away our sin and gives us His righteousness.

# ACTIVITY EASTER SCAVENGER HUNT

Send your children on an Easter scavenger hunt. Instruct them to find items that symbolize different parts of the Easter story.

- A rock (*the tomb*)
- Something black (*sin*)
- Something white (*a clean heart*)
- Two sticks (*the cross*)
- Something red (*blood*)
- Something green (*growing in Christ*)

## EASTER SUNDAY

On Friday, Jesus suffered a criminal's execution and died on the cross. But that was not the end of the story. What happened next is amazing. Easter Morning comes, God finishes his plan and fulfills Christ's destiny and reason for coming. The tomb is empty. Hope is realized. Jesus defeated death when he was raised from the dead.



### ● READ

**Luke 24:1-9**

## ACTIVITY

### CUPCAKES & CANDLES

#### YOU WILL NEED

- Cupcakes
- Candles (trick re-light candles)

At Christmas, we celebrate the birth of Jesus with cake and birthday candles sometimes. It is all about the birth of our Savior. We truly know that Jesus is the Savior not because of his birth, but because of his death and resurrection.

During Easter dinner, celebrate with cupcakes and have a candle on each one. Light them and allow each family member to blow them out. Talk about how when Jesus died on the cross, the Light of the World, it appeared to be gone, but He wasn't. Light the candles again to show that He is still alive and now, we are the light of the world to carry His light wherever we go. (If you are using trick re-lighting candles, they will re-light themselves!)

## CELEBRATE JESUS IS ALIVE!

Thank Him for loving you and your family so much that He was willing to die for you so that you can live with him forever. End the devotional by singing This I Believe or favorite worship song.

1

## ACCEPTING CHRIST

JOHN 3:16

2

ADMIT YOU'RE  
A SINNER & SEEK  
FORGIVENESS

ROMANS 3:23, 26

3

BELIEVE THAT  
CHRIST DIED  
FOR YOUR SINS

1 PETER 2:24  
JOHN 1:12

4

PRAY TO  
RECEIVE CHRIST  
INTO YOUR  
HEART & LIFE

ROMANS 10:13

## A PRAYER TO RECEIVE CHRIST

*"Dear Lord Jesus,  
I know I am a  
sinner, and I ask for  
your forgiveness.  
I believe you died  
for my sins and  
rose from the  
dead. I trust and  
follow you as my  
Lord and Savior.  
Guide my life and  
help me to do your  
will. In your name  
I pray, Amen."*